



TATYASAHEB KORE DENTAL COLLEGE AND RESEARCH CENTRE

NEW PARGAON – 416 113

Tal.: Hatkanangale Dist.:Kolhapur (Maharashtra State)

National Dental Commission

INFORMATION REGARDING INSTITUTIONAL COMPLIANCE



4. Clinical Compliance

4.3 Case sheets are properly documented and preserved.

56131
O. P. D. No. 56131

11 - microguides
37 - 'c' sheet
Date: 2/6/25

OUT PATIENT DEPT,

**Tatyasaheb Kore Dental College & Research Centre.
Mahatma Gandhi Hospital, New Pargaon.**



Name In Full : Varishnavi Ramesh Vadera

Age : 21 yr Sex : M / F Marital Status : M / S / W.

Address : Kolhapur

At Post : _____ Tal. : Kurvi

Dist. : Kop. Phone No. : 9271206256

MR - 1



Dr. Harish Kulkarni M.D.S.
Principal
T. K. D. C. & Research Centre,
New Pargaon, Tal. Hatkanangale,
Dist. Kolhapur. 416 137



TATYASANEH KORE DENTAL COLLEGE & RESEARCH CENTRE.

NEW PARGAON - 416113, TAL : HATKANANGALE, DIST. : KOLHAPUR

OUT PATIENT CASE RECORD

O. P. D. No. : 56131

Pt's Name : Vaishnavi Ramesh Vadga

Age & Sex : 21 / F Martial Status _____

Occupation : _____

Address : Kolhapur

Ph. No. _____

Chief Complaint: Pt clo pain in lower left back tooth region of jaw since 4 days.

History of Present Illness: Pain is intermittent, dull aching aggravates on hot & cold food.

Relavant Medical History: No relevant hisy food. relives on itself.

Past Dental History : pt undergone extraction under LA. without any complication

Family History : pt. father is known case of diabetes. he take medication for the same.


Personal History: pt cleans her teeth twice in a day with tooth brush & toothpaste

Hard Tissue Examination: Deep occlusal caries 37.
pit & fissure caries 17, 27, 47, 48, 136.

Soft Tissue Examination: Gingiva is firm & resilient

Investigation Adviced : IOPA 37.

Diagnosis & Treatment Plan



Pratiksha CV
Students Signature

Staff Signature

PATIENT'S CONSENT :
ISon / wife / Husband / Guardian of..... aged.....unreservedly and to my full sense give my complete consent for my diagnostic examinations, biopsy, transfusion or operation under any type of a naesthesia and agree that in case of any untoward incidents no responsibility will be attached to the surgeon / Medical officer.


Signature/thumb print of the patient (Guardian in case of minor)

मी. Vaishnavi Vadga या पत्रकाद्वारे माझ्यावर / माझे नातेवाईक (नाते व संपूर्ण नाव)

संबंधी शस्त्रक्रिया, चिकित्सा / शुश्रूषा करण्यासाठी संमती देत आहे. सदर शस्त्रक्रिया, चिकित्सा / शुश्रूषा कशा प्रकारची असेल व त्यांचे काय परिणाम होऊ शकतील, हे मला समजावून दिलेले आहे. सदर शस्त्रक्रिया किंवा चिकित्सा करताना अधिक किंवा इतर शस्त्रक्रिया शत्रुषा किंवा इतर उपाय जरूर पडल्यास त्या सर्वांनाही माझी संगती आहे. वरीलपैकी कोणत्याही बाबीसाठी भूल देणे किंवा बधिराकरण करणे यासाठीही माझी संमती आहे. त्यातील संभाव्य धोक्याची मला कल्पना आहे व त्याची योग्य ती काळजी येथे घेतली आहे याची खात्री आहे.

तारीख : _____

पेशंट नाव डॉ. Harish Kulkarni M.D.S. Principal
T.K.D.C. & Research Centre
New Pargaon, Tal. Hatkanangale
Dist. Kolhapur 416 127

Date	Treatment Notes	Charges, Receipt No. & Date	Sign. of the Doctor
21/6/25	Dept of OMRB IOPA \bar{c} 37 To pay 50/-		
	<div data-bbox="389 810 1087 1052" style="border: 1px solid black; padding: 5px; display: inline-block;"> RECEIPT NO. 74005 DATE 21-6-2025 AMOUNT 50 SIGNATURE  </div> <div data-bbox="1135 922 1433 1118" style="display: inline-block; border: 1px solid black; border-radius: 50%; width: 40px; height: 40px; text-align: center; vertical-align: middle; margin-left: 20px;"> 33 </div>		
21/6/25	IOPA done \bar{c} 37 - Alantolgin (IV) - Vistal (IV)		
21/6/25	Dept of Cons & endo c/c - Pt c/c of pain in lower left back teeth region of jaw since 4-5 days m/H - NRH D/H - Pt has undergone extraction of LA without any complication o/e - Pit & fissure caries \bar{c} 16, 17, 27, 36, 47, 48 deep occlusal caries \bar{c} 37 (TOP +ve) TIT - RCT \bar{c} 37 as radiolucency is involving pulp. Restorations \bar{c} 16, 17, 27, 36 - Dr. S. [Signature] - Gayatri (I)		<div data-bbox="1357 2585 1585 2827" style="border: 1px solid black; border-radius: 50%; padding: 5px; display: inline-block;"> Dr. Harish Kulkarni Principal F.K.D.C. & Research Centre Low Pargaon, Tal. Hatkanangle Dist. Kolhapur 416 127 </div>

Date	Treatment Notes	Charges, Receipt No. & Date	Sign. of I/c Doctor
------	-----------------	-----------------------------	---------------------

1/6/25 Dept of cons + endo.
 Res Amalgam restoration \bar{c} 48
 To pay 50/-

RECEIPT NO. 74027
 DATE 2/6/25
 AMOUNT 50
 SIGNATURE

25/7
 25/7/2025

21/6/25 1:00 Dr. Shreya
 class I cavity preparation followed by GIC base applicⁿ &
 Amalgam restoration \bar{c} 48 done

Vaishvi (IIIrd yr)

28/7/25 Dept of Cons & Endo.
 Ao done \bar{c} 37

Dr. Shreya (Prin)

02/09/25
 12-00 Dr. Shreya


MB = 23 mm # 25.6-1
 MR = 19 mm # 25.6-1
 D = 21 mm # 25.6-1
 Dr. Shreya

Advice - CBCT \bar{c} 11 [Maxillary Anterior ~~garden~~^{gash}
 14 \rightarrow 24

CBCT sent
 3:20 PM

79988 To pay - 600/-
 RECEIPT NO.
 DATE 10/9/25
 AMOUNT 600/-
 SIGNATURE



Date	Treatment Notes	Charges, Receipt No. & Date	Sign. of I/ Doctor
19/11/26	Bmp, obtur done 5 37		
19/11/26	Adv's POR	Dr. Shreyas	
		To pay 1000/-	
		RECEIPT NO. 88153	
		DATE 19/11/26	
		AMOUNT 1000/-	SIGNATURE
19/11/26	Dept of cons & endo		
	Composite POR done 5 37		
		- Akshada (T)	
			



Dr. Harish Kulkarni M.D.S
Principal
F. K. D. C. & Research Centre
New Pargaon, Tal. Hatkanangle
Dist. Kolhapur 416 127

O. P. D. No. 57020

Date : 28/11/2011

Dr. Harish
11, 21 (Di.)

OUT PATIENT DEPT,

**Tatyasaheb Kore Dental College & Research Centre.
Mahatma Gandhi Hospital, New Pargaon.**



Name In Full : Vandana Ramesh Bichkar

Age : 50f Sex : M F Marital Status : M / S / W.

Address : Sykeam'

At Post : _____ Tal. : het

Dist. : bars. Phone No. : 8767900635

MR - 1



Dr. Harish Kulkarni M.D.S.
Principal
T. K. D. C. & Research Centre,
New Pargaon, Tal. Hatkanangla,
Tal. Kolhapur, Dist. Kolhapur.



TATYASANEH KORE DENTAL COLLEGE & RESEARCH CENTRE.

NEW PARGAON - 416113, TAL : HATKANANGALE, DIST. : KOLHAPUR

OUT PATIENT CASE RECORD

O. P. D. No. : 57020

Pt's Name : Deendras Kshelkar

Age & Sex : 54 M

Marital Status : _____

Occupation : _____

Address : Syloam

Ph. No. : _____

Chief Complaint: Pt. clo of pain in upper left back tooth region of jaw since 5 days.

History of Present Illness: Pain is continuous, sharp-shooting, aggravated on mastication and relief after medication.

Relavant Medical History: Pt is hypertensive & diabetic and is on medication since 10 years.

Past Dental History : Pt had undergone extraction & LA without any complication.

Family History : No relevant history.

Personal History: pt clean his teeth without toothbrush & toothpaste once a day.

Hard Tissue Examination: tooth coloured restoration $\bar{26}$ (TOP+), pit & fissure $\bar{17, 27}$ missing teeth $\bar{37, 46, 47}$

Soft Tissue Examination: gingiva is firm & resilient.

Investigation Advised : TOPA $\bar{26}$

Diagnosis & Treatment Plan

PID

1) Apical periodontitis $\bar{26}$

2) Dental caries $\bar{17, 27}$

3) False partial anodontia $\bar{37, 46, 47}$

RCT ? $\bar{26}$ - ⑥

Restoration of teeth $\bar{17, 27}$ - ⑥

Replacement of teeth $\bar{37, 46, 47}$ - ⑦

Students Signature Prathamesh (M)

Staff Signature for KOD

PATIENT'S CONSENT: ~~Pranoti~~ Prathamesh (I) Pranoti (I)

I Son / wife / Husband / Guardian of..... aged..... unreservedly and to my full sense give my complete consent for my diagnostic examinations, biopsy, transfusion or operation under any type of a naesthesia and agree that in case of any untoward incidents no responsibility will be attached to the surgeon / Medical officer.

Signature/thumb print of the patient
(Guardian in case of minor)

मी. वदम केशव या पत्रकाद्वारे माझ्यावर / माझे नातेवाईक (नाते व संपूर्ण नाव)

संबंधी शस्त्रक्रिया, चिकित्सा / शुश्रूषा करण्यासाठी संमती देत आहे. सदर शस्त्रक्रिया, चिकित्सा / शुश्रूषा कशा प्रकारची असेल व त्यांचे काय परिणाम होऊ शकतील, हे मला समजावून दिलेले आहे. सदर शस्त्रक्रिया किंवा चिकित्सा करताना अधिक किंवा इतर शस्त्रक्रिया शत्रुषा किंवा इतर उपाय जरूर पडल्यास त्या सर्वांनाही माझी संगती आहे. वरीलपैकी कोणत्याही बाबीसाठी भूल देणे किंवा बध्दरीकरण करणे यासाठीही माझी संमती आहे. त्यातील संभाव्य धोक्याची मला कल्पना आहे व त्याची योग्य ती काळजी येथे घेतली आहे याची खात्री आहे.

तारीख : 28/11/2020

पेशंट / नातेवाईक यांची सही

R.B.B.

Date	Treatment Notes	Charges, Receipt No. & Date	Sign. of I/c Doctor
	Dept of OMR		
28/06/25	Advice ZOPA C-26		
	- Prathamesh (III)		
	- Pranshi (I)		
	(37)		
	Dept of OMR		
28/06/25	ZOPA done C-26		
	- Triguna (III)		
	DEPT. OF CONSERVATIVE DENTISTRY AND ENDODONTICS Divya (I) NO. 06		
28/06/25 Saturday	<p>dc:- pt cb dislodged restoration in upper left back tooth region of jaw.</p> <p>mpa:- pt is hypertensive & is on medications since 10 years.</p> <p>OH:- pt had undergone extraction & LA w/o any complications.</p> <p>O/E:-</p> <p>Dislodged restoration C-26 (Top tre)</p> <p>fit & fissure carries C-17, 27</p> <p>Tit:-</p> <p>RCT C-26</p> <p>Restoration C-17, 27.</p>		
	MSV		
	- Gayatri (I)		
		31/7/2025 1200	
		Dr. S. W. Desai	

RECEIPT NO. 74675
DATE 28/6/25
AMOUNT 50/-
SIGNATURE

~~12/09/25~~
~~10-30~~
~~Dr. W. Desai~~


Date	Treatment Notes	Charges, Receipt No. & Date	Sign. of I/c Doctor
	Advice Amalgam restoration \bar{c} 27		
	— TO pay Rs. 50/-		
			— Siddhika (III)
	<div data-bbox="659 823 1372 1102" data-label="Text"> <p>RECEIPT NO. 24769 DATE 30/6/25 AMOUNT 50 SIGNATURE</p> </div>		
30/6/25	<div data-bbox="266 1131 1106 1220" data-label="Section-Header"> <p>Dept of Cons & endo</p> </div>		
	Conservative class + Cavity preparation		
	done \bar{c} 27 along with zinc		
	phosphate base & amalgam restoration		
	\bar{c} 27. Post operative instructions		
	given to patient		
	<div data-bbox="893 1631 1627 1837" data-label="Text"> <p>SH — Siddhika (II)</p> </div>		
30/7	Dep of Con & Endo		
	Advice amalgam restoration \bar{c} 17		
	To pay - 50/-		
	sheavan (III)		
	<div data-bbox="659 2440 1372 2690" data-label="Text"> <p>RECEIPT NO. 79330 DATE 30/7/25 AMOUNT 50 SIGNATURE</p> </div>		



Date	Treatment Notes	Charges, Receipt No. & Date	Sign. of I/c Doctor
30/7	<p>Dep Core & Eddo</p> <p>class I cavity preparation followed by amalgam restoration $\bar{c}17$ done</p> <p>shewani (11)</p> <p>27/10/2025</p> <p>1:30 Dr. wineer</p>		
27/10/25	<p>AO $\bar{c}26$ done</p> <p>Document (PG)</p> <p>19/12/25</p> <p>11:00 Dr. Wineer</p>	<p>To Pay 300/-</p>	
<p>RECEIPT NO. 82298</p> <p>DATE 27/10/25</p> <p>AMOUNT 300/- SIGNATURE</p>			
19/12/25	<p>Brmf 2.5% + Carb, $\bar{c}26$ done</p> <p>MB & DB = 17 mm</p> <p>P = 19 mm</p>	<p>To Pay 300/-</p>	
27/12/2025	<p>Document</p> <p>27/12/2025</p> <p>1:00 Dr. wineer</p>	<p>To Pay 300/-</p>	
27/12/25	<p>Obt. $\bar{c}26$ done</p> <p>Document</p>	<p>To Pay 200/-</p>	
<p>RECEIPT NO. 86561</p> <p>DATE 27/12/25</p> <p>AMOUNT 200/- SIGNATURE</p>			



Date	Treatment Notes	Charges, Receipt No. & Date	Sign. of I/c Doctor
31/1/26	Dept of cons & endo		
	pt advised for POR \bar{c} 26		
	- to pay Rs 200/-	RECEIPT NO. 89087	
	- Rohane (D)	DATE 31/1/26	
		AMOUNT 200/-	SIGNATURE
3/2/26	Dept. of cons & endo		
	- Temporary Restoration Removal followed by Application of GIC Barri followed by composite Restoration done \bar{c} 26. (POR-Dom)		
		- Shreyas (D)	
5/3/2026			
10:20 AM			
Dr. Wimer			
4/2/26	Dept. of cons & endo.		
	- Class II cavity prep. done followed by zinc phosphate base application and amalgam restoration done		
	- Postoperative instructions given to pt.		
		- Shradha (D)	



Date	Treatment Notes	Charges, Receipt No. & Date	Sign. of I/c Doctor
	20/3/2026		
	1230 orwimeey		
	13/4/2026		
	1230 orwimeey		
	Dept of Cons & Endo.		
	20/3/26 Both	D By	
	Dep - 26 days	Dhinet (PG) 1000	
		RECEIVED	
		DATE 20/3/26	
		AMOUNT 1000	SIGNATURE

